

Parameter	Symbol	Ventiflex Reku 400 Basic Eco			Ventiflex Reku 600 Basic Eco		
		Cool climate	Temperate climate	Warm climate	Cool climate	Temperate climate	Warm climate
Rated heat output	kWh / (m <sup>2</sup> /year)	-73,30	-36,16	-12,26	-72,96	-35,82	-11,91
Specific Energy Consumption		A+	A	E	A+	A	E
Thermal efficiency of heat recovery	%	85			85		
Maximum flow rate value	m <sup>3</sup> /h	525			665		
Fan power consumption	W	175			344		
Sound power level	dB (A)	62,1			63,4		
Flow rate reference value	m <sup>3</sup> /h	0,125			0,139		
Reference pressure difference value	Pa	50			50		
Specific Power Consumption	W/(m <sup>3</sup> /h)	0,28			0,29		
Control type factor and control type	-	MISC = 1,1 / CTF = 0,95			MISC = 1,1 / CTF = 0,95		
Declared maximum internal and external air leakage rates	%	internal 1,3% / external 1,1%			internal 1,3% / external 1,1%		
Location and description of the visual filter change warning mechanism	-	Warning on control panel			Warning on control panel		
Annual electricity consumption	kWh / (m <sup>2</sup> /year)	8,96	3,59	3,14	9,09	3,72	3,27
Annual heating savings	kWh / (m <sup>2</sup> /year)	96,93	39,52	32,62	98,28	48,86	33,97

# Ventiflex® Reku Basic Eco



**PRODUCER**



GROUND-THERM Sp. z o.o.  
 ul. Podmiejska 35  
 41-940 Piekary Śląskie, Poland  
 +48 32 231 80 20  
 biuro@ground-therm.com

**EXPORT MANAGER**

marcin.mankowski@ground-therm.com  
 +48 787 970 110

**ORDERS**

zamowienia@ground-therm.com  
 +48 664 024 412

www.ground-therm.com

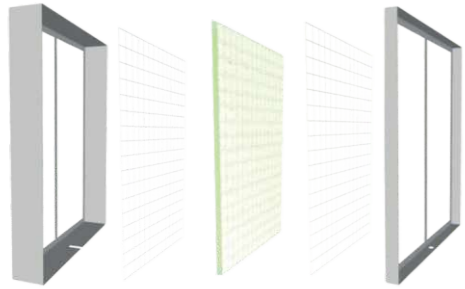
www.ground-therm.com

**AIR matters**

# Ventiflex® Reku Basic Eco

## Air supply and exhaust filters


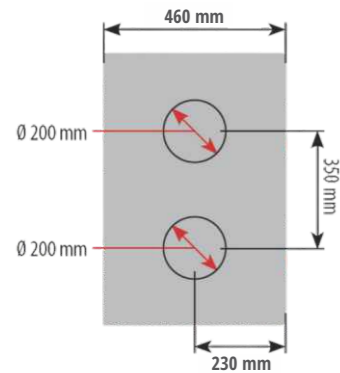
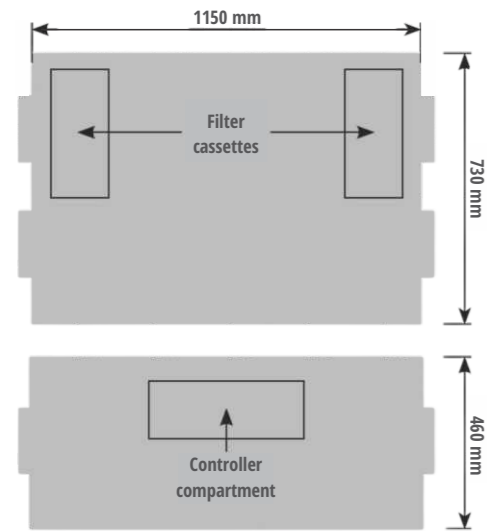
To improve indoor air quality while protecting the unit, class G4, M5 or F7 filters can be used in both the supply and exhaust air ducts.



## A control system adjusted to your needs

Ventiflex Reku Basic Eco heat recovery units are equipped with a 5" colour touch panel, which acts as a room thermostat, thanks to which it is possible to control the central heating heat source via a built-in weekly schedule. Possibility to expand the system with air quality sensors such as temperature and humidity. When connecting an internet module, it is possible to control via an application or internet browser.

## Device dimensions



## Heat recovery exchanger

Ventiflex Reku Basic Eco ventilation units are equipped with the highest quality counter-flow heat exchangers from Recair/Core with an exchanger surface of 26m<sup>2</sup>. These high-performance heat exchangers are characterized by very high heat recovery efficiency of up to 95.3% and very low pressure drop thanks to the unique (and patented) channel design. There is a possibility of exchange for enthalpy exchanger.

## 100% By-Pass

The units are equipped with bypass ventilation as standard. During by-pass ventilation, there is no heat exchange between the exhaust air streams and the fresh air supply stream. During transitional periods and on summer nights, the bypass module helps to cool (free cooling) or heat (free heating) the building without incurring additional energy costs.

## Main features of the heat recovery unit

Ventiflex Reku Basic Eco heat recovery units, made of EPP, are characterized by excellent insulation and acoustic properties. They have an innovative anti-freeze system - the use of a pre-heater is not required.

The heat recovery units have two drip trays, thanks to which they can be mounted in many planes - both as a horizontal and suspended version. Additionally, thanks to the possibility of access to the filter pockets from both sides of the device, Ventiflex Reku Basic Eco heat recovery units can be mounted as a right or left version.

## Case and insulation

The HRU's body is made of 40 mm thick EPP, which makes it characterized by very good insulating and acoustic properties. Ventiflex Reku Basic Eco can be placed in rooms where the temperature does not drop below -5°C.

## Fans

EC centrifugal fans from AFL: supply and exhaust, single-sided suction with backward-curved rotor blades and an electric motor with electronic commutation with an external rotor. EC motors are more efficient and have simple speed control. The fan blades have an aerodynamic, efficient design. The use of EC motors reduces energy consumption and increases the energy efficiency of the unit. With EC fans, maintenance costs are lower because the fans are directly connected to the motors, belt and pulley problems are eliminated. The fans located on the intake and exhaust sides significantly lower noise occurring in the installation inside the building.

## Characteristics

